

Installation

Accessories picture




a 1pc



b 2pcs

Installation Instruction




01




02




03



04



05



06



07



08